



مشخصات حساب بانکی تان را با استفاده از حساب آنلاین Medicare تان به روز کنید

با نحوه به روز رسانی مشخصات حساب بانکی تان با استفاده از حساب آنلاین Medicare آشنا شوید.

مرحله 1: وارد شوید

به my.gov.au بروید و به سیستم وارد شوید، بعد Medicare را از خدمات لینک شده تان انتخاب کنید.
My details را از منو انتخاب کنید، بعد **View and edit my details** را انتخاب کنید.

The screenshot shows the Medicare my.gov.au website interface. The user is logged in as 'JOHN CITIZEN' with ID '1234 56789 1'. The navigation menu includes 'Home', 'Make a claim', 'My card', 'My details', 'History and statements', 'Services', and 'Contact us'. The 'My details' menu is expanded, showing options: 'View and edit my details', 'Letter delivery preference', and 'Cancel Medicare online account'. A blue callout box points to 'View and edit my details' with the text 'مشخصات من' (My details). Another blue callout box points to the same option with the text 'مشخصات من را مشاهده کنید و اصلاح کنید' (View and edit my details). Below the navigation, the user is welcomed as 'John' and notified that they have no tasks or notifications. The 'Medicare claims' section shows a 'Start a new claim for Medicare benefits' button and a table of 'My paid claims'.

Date	Provider name	Cost to claimant	Benefit paid	Total cost
18/10/2021	DR RACHEL NOWLAND	\$30.25	\$94.75	\$125.00
28/09/2021	DR RACHEL NOWLAND	\$2.95	\$37.05	\$40.00
27/06/2021	DR LAURA LEOPARD	\$38.80	\$37.05	\$100.00

The 'Services' section includes: 'My details' (Update now), 'Proof of vaccinations' (View proof), 'Organ donation' (View preferences), and 'Safety Net threshold' (View balance).

شما مشخصات بانکی کنونی تان را خواهید دید.

medicare Home Make a claim ▾ My card My details ▾ History and statements ▾ Services ▾ Contact us ▾

JOHN CITIZEN
1234 56789 myGov

My details

Personal details

Name
JOHN MICHAEL CITIZEN
[View or add other names](#)

Date of birth
2 May 1987

Individual Healthcare Identifier ⓘ
800360883349745

Descent
Do not wish to answer

Primary spoken language other than English
None

[Edit](#)

Address

Postal

You do not have a postal address recorded.

[Edit](#)

Residential

You do not have a residential address recorded.

[Edit](#)

Phone numbers

Mobile

You do not have a mobile phone number recorded.

Home

You do not have a home phone number recorded.

[Edit](#)

Bank details

Get updated 8 November 2021

BSE
732-636
WESTPAC BANKING CORPORATION

Account number
123456

Account name
MR JOHN CITIZEN

[Edit](#)

مشخصات بانکی

مرحله 2: مشخصات تان را به روز کنید

Edit را در **Bank details** انتخاب کنید.

The screenshot shows the Medicare 'My details' page. The navigation bar includes 'Home', 'Make a claim', 'My card', 'My details', 'History and statements', 'Services', and 'Contact us'. The user's name 'JOHN CITIZEN' and Medicare number '1234 56789' are visible in the top right.

My details

Personal details

Name
JOHN MICHAEL CITIZEN
[View or add other names](#)

Date of birth
2 May 1987

Individual Healthcare Identifier ⓘ
800360883349745

Descent
Do not wish to answer

Primary spoken language other than English
None

[Edit](#)

Address

Postal
You do not have a postal address recorded.
[Edit](#)

Residential
You do not have a residential address recorded.
[Edit](#)

Phone numbers

Mobile
You do not have a mobile phone number recorded.

Home
You do not have a home phone number recorded.
[Edit](#)

Bank details
Get updated 3 November 2021

BSE
732-636
WESTRAC BANKING CORPORATION

Account number
123456

Account name
MR JOHN CITIZEN

[Edit](#)

A blue arrow points from a blue box containing the Persian text 'ویرایش' (Edit) to the 'Edit' button in the Bank details section.

مشخصات بانکی تان را به روز کنید و اینها را وارد کنید.

- **Account name**
- **BSB**
- **Account number**

بعد گزینه **Save bank details** را انتخاب کنید.

این تغییرات فقط برای پرداخت های Medicare برای شما اعمال می شود. آنها برای افراد دیگر در کارت Medicare تان اعمال نمی شوند.

The screenshot shows the Medicare website's 'Edit bank details' page. At the top, there is a navigation bar with links: Home, Make a claim, My card, My details, History and statements, Services, and Contact us. The user's name 'JOHN CITIZEN' and Medicare number '1234 56789 1' are displayed in the top right corner. The main heading is 'Edit bank details'. Below this, a yellow box contains a warning: 'Updated bank details will only apply to your Medicare payments. Updates will not apply to others listed on your card.' The form fields are: 'Account name' (MR JOHN CITIZEN), 'BSB' (732-636), and 'Account number' (1234567). Below the fields are three buttons: 'Save bank details' (highlighted in green), 'Cancel', and 'Delete bank details'. Persian annotations with blue arrows point to these elements: 'نام حساب' (Account name), 'شماره حساب' (Account number), 'بی اس بی' (BSB), and 'مشخصات بانکی را ذخیره کنید' (Save bank details). The footer contains links for Terms of use, Site notices, Privacy, and Accessibility.

وقتی که ما مشخصات شما را ذخیره کردیم، شماره حساب شما را تایید خواهیم کرد. چک کنید که آیا تغییرات صحیح هستند، بعد **Close** را انتخاب کنید.

Bank details

Success

Your bank details have been saved.

- Account number updated to 1234567

Close ← ببندید

مرحله 3: از سیستم خارج شوید

از صفحه اصلی تان می توانید تراکنش های دیگر را تکمیل کنید.
 نماد myGov را برای خروج از Medicare و بازگشت به myGov انتخاب کنید.

medicare Home Make a claim My card My details History and statements Services Contact us

JOHN CITIZEN 1234 56789 myGov

Welcome John
 Last login 01 November 2021 at 3:37 PM AEDT

You have no tasks or notifications.

Medicare claims

Start a new claim for Medicare benefits.
 Make a claim

My paid claims [View claims history](#)

Date	Provider name	Cost to claimant	Benefit paid	Total cost
18/10/2021	DR RACHEL NOWLAND	\$30.25	\$94.75	\$125.00
29/08/2021	DR RACHEL NOWLAND	\$2.95	\$37.05	\$40.00
27/08/2021	DR LAURA LEOPARD	\$38.00	\$37.05	\$100.00

Services

My details
 Have you changed your address or bank details?
 Update now

Proof of vaccinations
 You can get proof of your vaccinations.
 View proof

Organ donation
 You are not registered for organ donation.
 View preferences

Safety Net threshold
 Out of pocket costs: \$0.00
 Safety Net threshold: \$2,169.20
 View balance

Terms of use Site notices Privacy Accessibility

نماد myGov

برای حفظ حریم خصوصی و امنیت تان، پس از اینکه استفاده از حساب myGov تان را تمام کردید، **Sign out** کنید.

The screenshot shows the myGov user interface for a user named JOHN. The top navigation bar includes 'Home', 'Services', 'Inbox', and 'Account settings'. The 'Sign out' button is highlighted with a red box, and a blue arrow points to it from a blue box containing the Persian text 'خارج کنید' (Log out). Below the navigation bar, the user's name 'Good afternoon JOHN' is displayed, along with their profile information: 'JOHN CITIZEN, 2 May 1987' and 'Last sign-in: 19 November 2021 4:51:41 pm AEDT'. The 'Alerts' section contains two notifications: one about 'Government support for Coronavirus' with a link to 'Apply for support', and another about 'Connect your myGovID Digital Identity to your myGov account' with links for 'Connect Digital Identity' and 'Remind me later'. The 'Quick links' section features a link to 'Proof of COVID-19 vaccination' leading to 'Go to Medicare'. The 'Your services' section displays three service tiles: Medicare, Australian Taxation Office (ATO), and Centrelink.

برای اطلاعات بیشتر

- برای مشاهده راهنماهای آنلاین و نمایش های ویدیویی در مورد استفاده از حساب آنلاین تان به زبان انگلیسی، به servicesaustralia.gov.au/individuals/online-help مراجعه کنید.
- به servicesaustralia.gov.au/individuals/information-in-your-language مراجعه کنید، که در آن می توانید ویدیوهایی را با اطلاعات به زبان خودتان بخوانید، گوش دهید یا تماشا کنید.
- با **131 202** تماس بگیرید تا در مورد پرداخت ها و خدمات Centrelink به زبان خودتان با ما صحبت کنید.
- برای Medicare با شماره **132 011** و برای حمایت از کودکان با شماره **131 272** تماس بگیرید. اگر به مترجم شفاهی نیاز دارید به ما اطلاع دهید و ما به صورت رایگان مترجمی را ترتیب خواهیم داد.
- از یک مرکز خدمات بازدید کنید.

توجه: تماس های تلفنی از تلفن خانه تان با شماره های '13' از هر نقطه استرالیا نرخ ثابتی دارد. این نرخ ممکن است بسته به هزینه مکالمه محلی باشد و ممکن است بین ارائه دهندگان خدمات تلفنی نیز متفاوت باشد. تماس با شماره های '1800' از تلفن منزل شما مجانی است. تماسهای تلفنی عمومی و تلفون همراه ممکن است زمان بندی بشوند و نرخ بالایی داشته باشند.

سلب مسئولیت

اطلاعات موجود در این نشریه فقط به عنوان راهنمای پرداختی ها و خدمات در نظر گرفته شده است. این وظیفه شماست که تصمیم بگیرید که آیا می خواهید درخواست پرداختی کنید و با توجه به شرایط خاص خود اقدام به انجام یک درخواست نمایید.



Update your bank account details using your Medicare online account

Learn how to update your bank account details using your Medicare online account.

Step 1: Sign in

Go to my.gov.au and sign in, then select Medicare from your linked services.

Select **My details** from the menu, then **View and edit my details**.

The screenshot shows the Medicare online account interface for a user named John. The navigation menu at the top includes 'Home', 'Make a claim', 'My card', 'My details', 'History and statements', 'Services', and 'Contact us'. The 'My details' menu is open, showing options: 'View and edit my details', 'Letter delivery preference', and 'Cancel Medicare online account'. A blue callout box labeled 'My details' points to the 'My details' menu item, and another blue callout box labeled 'View and edit my details' points to the 'View and edit my details' option in the dropdown menu. Below the navigation, the user is greeted with 'Welcome John' and 'Last login 01 November 2021 at 5:37 PM AEST'. A notification states 'You have no tasks or notifications'. The 'Medicare claims' section features a 'Start a new claim for Medicare benefits' button and a table of 'My paid claims'. The 'Services' section contains four cards: 'My details' (with an 'Update now' button), 'Proof of vaccinations' (with a 'View proof' button), 'Organ donation' (with a 'View preferences' button), and 'Safety Net threshold' (with a 'View balance' button). The footer includes links for 'Terms of use', 'Site notices', 'Privacy', and 'Accessibility'.

Date	Provider name	Cost to claimant	Benefit paid	Total cost
18/10/2021	DR RACHEL NOWLAND	\$30.25	\$94.75	\$125.00
28/09/2021	DR RACHEL NOWLAND	\$2.95	\$37.05	\$40.00
27/06/2021	DR LAURA LEOPARD	\$38.80	\$37.05	\$100.00

You will see your current bank details.

medicare Home Make a claim ▾ My card My details ▾ History and statements ▾ Services ▾ Contact us ▾


JOHN CITIZEN
1234 5678 9 **my Gov**

My details

Personal details

Name
JOHN MICHAEL CITIZEN
[View or add other names](#)

Date of birth
2 May 1987

Individual Healthcare Identifier 
800360883349745

Descent
Do not wish to answer

Primary spoken language other than English
None

[Edit](#)

Address

Postal
You do not have a postal address recorded.

[Edit](#)

Residential
You do not have a residential address recorded.

[Edit](#)

Phone numbers

Mobile
You do not have a mobile phone number recorded.

Home
You do not have a home phone number recorded.

[Edit](#)

Bank details

Get updated 3 November 2021

BSE
732-636
WESTPAC BANKING CORPORATION

Account number
123456


Account name
MR JOHN CITIZEN

[Edit](#)

Help

[Updating your details?](#)

[More information about healthcare identifiers?](#)



Step 2: Update your bank details

Select **Edit** in **Bank details**.

The screenshot shows the Medicare 'My details' page. At the top, there is a navigation bar with the Medicare logo and links for Home, Make a claim, My card, My details (selected), History and statements, Services, and Contact us. On the right, there is a user profile for JOHN CITIZEN with a MyGov logo. The main content area is titled 'My details' and contains several sections: 'Personal details' with fields for Name (JOHN MICHAEL CITIZEN), Date of birth (2 May 1987), Individual Healthcare Identifier (800360883349745), Descent (Do not wish to answer), and Primary spoken language (None); 'Address' with 'Postal' and 'Residential' sub-sections, both indicating no address is recorded; 'Phone numbers' with 'Mobile' and 'Home' sub-sections, both indicating no number is recorded; and 'Bank details' with information for BSE (732-636 WESTRAC BANKING CORPORATION), Account number (123456), and Account name (MR JOHN CITIZEN). Each section has a green 'Edit' button. A blue callout box with the word 'Edit' and an arrow points to the 'Edit' button in the Bank details section. On the right side, there is a 'Help' section with links for 'Updating your details' and 'More information about healthcare identifiers'.

Update your bank details and enter your:

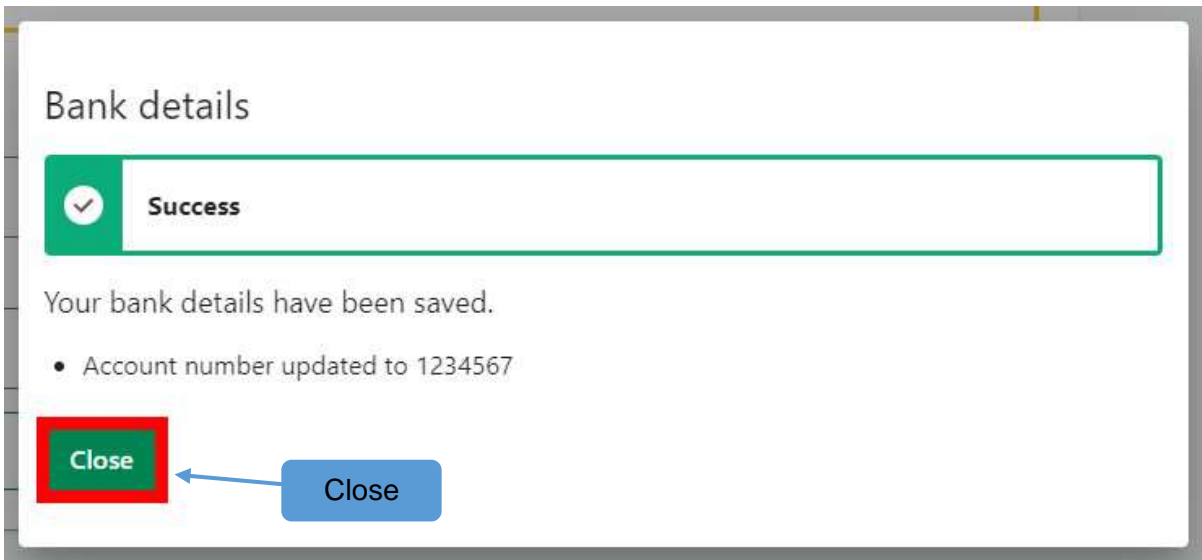
- **Account name**
- **BSB**
- **Account number.**

Then select **Save bank details**.

These changes only apply to Medicare payments for you. They will not apply to other people on your Medicare card.

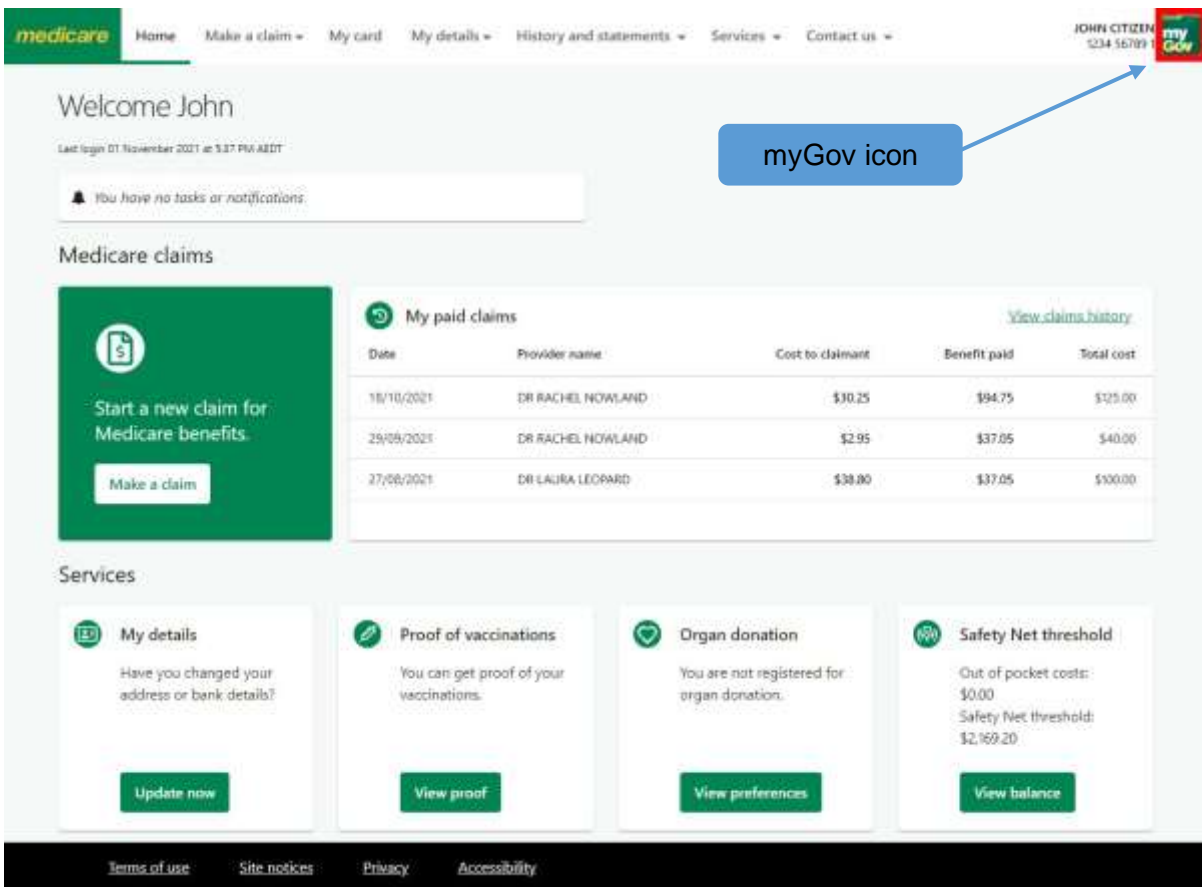
The screenshot shows the Medicare 'Edit bank details' page. At the top, there is a navigation bar with the Medicare logo and links for Home, Make a claim, My card, My details, History and statements, Services, and Contact us. On the right, it displays 'JOHN CITIZEN' and '1234 56789 10' next to the MyGov logo. Below the navigation is a yellow warning box with an information icon and the text: 'Updated bank details will only apply to your Medicare payments. Updates will not apply to others listed on your card.' The main form area is titled 'Edit bank details' and contains three input fields: 'Account name' with the value 'MR JOHN CITIZEN', 'BSB' with the value '732-636', and 'Account number' with the value '1234567'. Below these fields are three buttons: 'Save bank details' (highlighted in green), 'Cancel', and 'Delete bank details'. Blue callout boxes with arrows point to the 'Account name' field, the 'BSB' field, the 'Account number' field, and the 'Save bank details' button. At the bottom of the page, there is a footer with links for Terms of use, Site notices, Privacy, and Accessibility.

We will confirm your account number when we have saved your details. Check the changes are correct, then select **Close**.



Step 3: sign out

From your homepage you can complete other transactions. Select the **myGov** icon to leave Medicare and return to myGov.



For your privacy and security, **Sign out** when you have finished using your myGov account.

myGov Home Services Inbox Account settings **Sign out**

Good afternoon JOHN **Sign out**

JOHN CITIZEN, 2 May 1987
Last sign-in: 19 November 2021 4:51:41 pm AEDT

Alerts

- Government support for Coronavirus.** If your circumstances are affected by Coronavirus (COVID-19), you may be eligible for support, such as the COVID-19 Disaster Payment. [Apply for support >](#)
- Connect your myGovID Digital Identity to your myGov account.** Your Digital Identity is a simple, safe, secure way to prove who you are online. [Connect Digital Identity >](#)
[Remind me later](#)

Quick links

- Proof of COVID-19 vaccination**
[Go to Medicare >](#)

Your services

- medicare**
Medicare
- ato**
Australian Taxation Office
- centrelink**
Centrelink

For more information

- Go to servicesaustralia.gov.au/individuals/online-help to view online guides and video demonstrations about using your online account in English.
- Go to servicesaustralia.gov.au/individuals/information-in-your-language where you can read, listen to or watch information in your language.
- Call **131 202** to speak with us in your language about Centrelink payments and services.
- Call 132 011 for Medicare and 131 272 for Child Support. Let us know if you need an interpreter, and we will arrange one for free.
- Visit a service centre.

Note: calls from your home phone to '13' numbers from anywhere in Australia are charged at a fixed rate. That rate may vary from the price of a local call and may also vary between telephone service providers. Calls to '1800' numbers from your home phone are free. Calls from public and mobile phones may be timed and charged at a higher rate.

Disclaimer

The information contained in this publication is intended only as a guide to payments and services. It is your responsibility to decide if you wish to apply for a payment and to make an application with regard to your particular circumstances.